



Hawks At Home

A 2-week training program to be done from your own home!
Prepared by Men's National Team players Oliver Scholfield and John Smythe

WEEK 1

Skill Level:
Intermediate

Warm-Up

- 10 Jumping Jacks
- 5 Arm Circles (each direction)
- Running on the spot for 30 seconds
- Stretching

THEMES:

- Ball control
- Speed of drags

FOCUS:

- Keep the ball on the stick as much as possible
- No 'tapping' sound
- Feet stationary

Do these simple exercises 2-3 times throughout the week, in a garage, on carpeted floor or something soft like a yoga mat.

Exercise 1

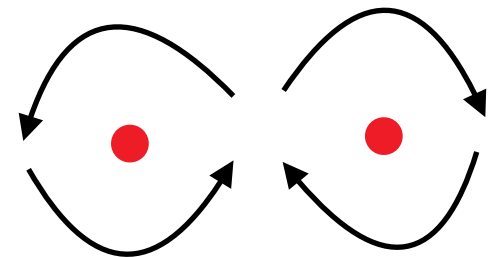
Yard Sticks

- Place 2 cones/items in front of you, 1 stick length apart.
- Drag the ball back and forth between the two items, turning your stick over the ball each time (Indian dribble)
- Do 20 drags then take a break. Repeat 3 times.
- **Pyramid Challenge:** Do 10 drags, 10 jumping jacks, then 9 drags, 9 jumping jacks... all the way down to 0!

Exercise 2

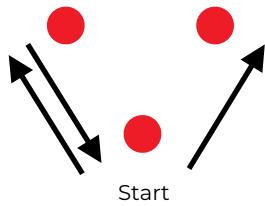
Figure 8s

- Place 2 cones/items in front of you, 1 stick length apart
- Keeping the ball on your stick at all times, drag it around the cones in the shape of a number 8.
- Do this for 40 seconds then take a break. Repeat 3 times.



Remember to move any breakable objects away from your practice area!

For video demonstrations of each exercise, visit www.vancouverhawks.com/hawksathome



Exercise 3

V-Drags

- Place 3 cones/items in front of you in the shape of a 'V', they should all be 1 stick length apart.
- Starting with the ball at the bottom of the 'V', move the ball to one of the cones then drag it back to bottom and quickly to the other cone
- Reset the ball back to the bottom of the 'V' and repeat going to the other side first.
- Do this 10 times on each side then take a break. Repeat 3 times.

FOCUS:

- Ball control
- Position of ball relative to the body

Exercise 4

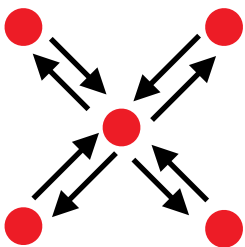
Small-Small-Big

- Place 2 sets of cones/items in front of you, with 1 stick length between the 2 sets.
- Starting with the ball in front of one of the sets, do 2 small drags, then one big drag to the other set of cones. Repeat going back the other way.
- **Pyramid Challenge:** Do 10 drags, 10 jumping jacks, then 9 drags, 9 jumping jacks... down to 0!



Tip: Take a big step to the side when you do your big drag

Make sure to drag the ball **around** each cone!



Exercise 5

Dice Drill

- Place 4 cones/items in a square, with 1 cone/item in the middle (forming the number 5 on a dice)
- Starting with the ball in the middle, drag it to each of the outside cones, returning to the middle after each one.
- Complete the entire circuit 3 times then take a break. Repeat 4 times.
- **Challenge:** See if you can go all around the dice in less than 15 seconds!

Remember to move any breakable objects away from your practice area!

For video demonstrations of each exercise, visit www.vancouverhawks.com/hawksathome